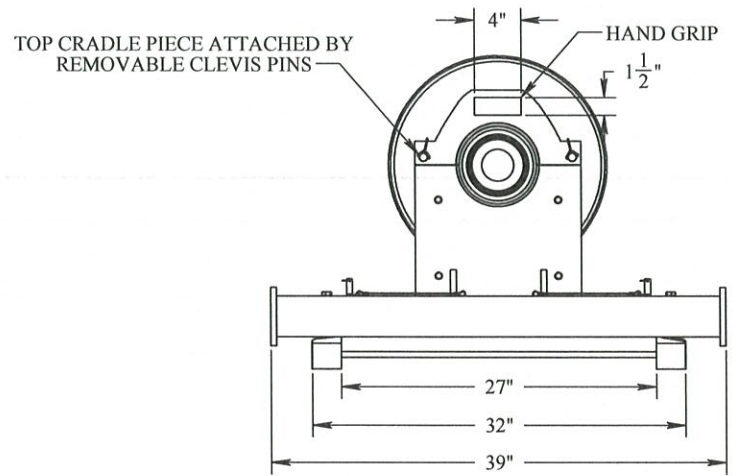
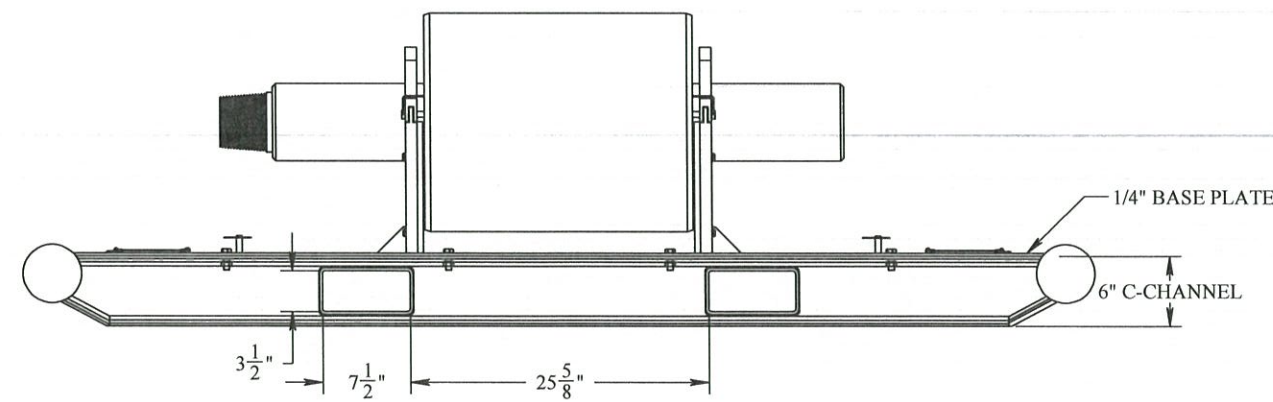

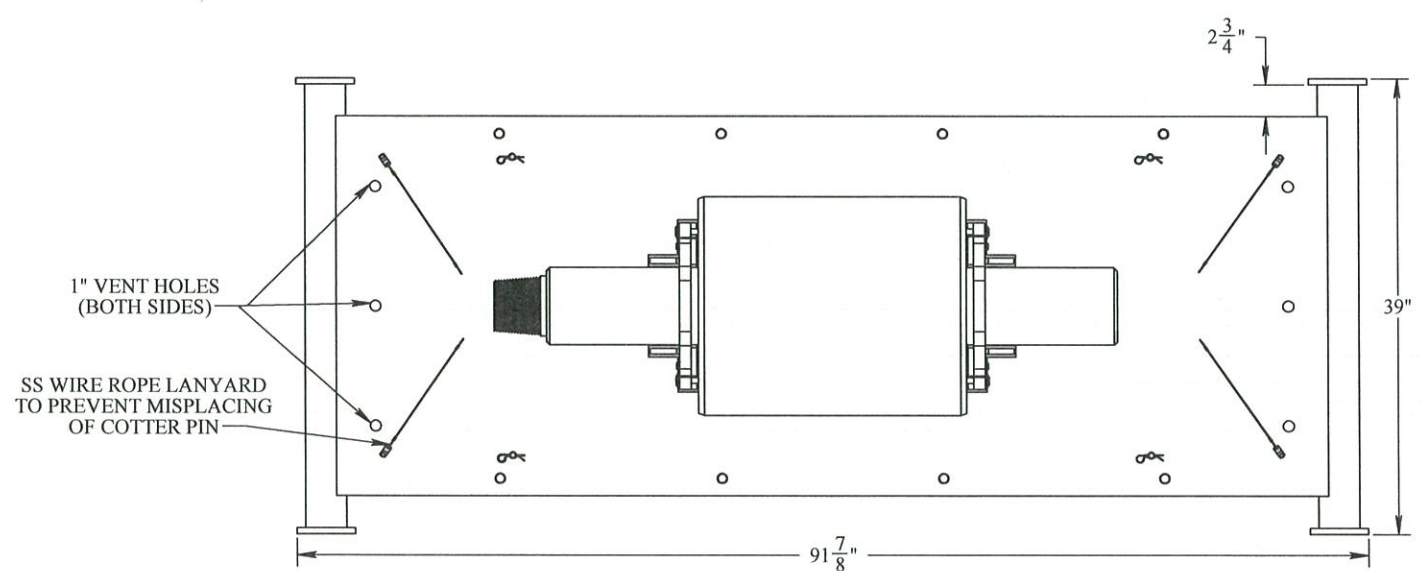


8 7 6 5 4 3 2 1

REVISIONS				
REV.	DESCRIPTION	ECO #	DATE	APPROVED
A1	RELEASE	2014-306	8/1/2014	<i>CINB</i>



- DESCRIPTION**
1. SKID FOR TRANSPORTATION AND ON-SHIP STORAGE OF DRILL PIPE DRIFT
 2. APPROXIMATE SHIPPING WEIGHT, WITH 23" BODY, BOX x PIN DRIFT AND PROTECTIVE COVER: 2100 LBS
 3. DESIGNED FOR ENTIRE SKID AND DRIFT TO BE LIFTED WITH SLINGS FROM FAR CORNERS, OR BY FORKLIFT FROM SIDES
 4. VENT HOLES ON FRONT AND BACK
 5. POLYURETHANE SPACERS PROTECT DRILL PIPE AND MAIN CYLINDER OF DRIFT COVER AND DRILL PIPE CRADLE ATTACHED BY CLEVIS PINS FOR EASE OF USE
 - 6.

PROPRIETARY AND CONFIDENTIAL:
 THE INFORMATION CONTAINED IN THIS DRAWING IS THE SOLE PROPERTY OF THE SUBSEA COMPANY INC. ANY REPRODUCTION IN PART OR AS A WHOLE WITHOUT THE WRITTEN PERMISSION OF THE SUBSEA COMPANY INC IS PROHIBITED.

3RD ANGLE PROJECTION:

INTERPRET GEOMETRIC TOLERANCING PER: ASME Y14.5

WORKMANSHIP STANDARD
 PER WI 751-001

UNLESS OTHERWISE SPECIFIED:
 ALL DIMENSIONS ARE IN INCHES

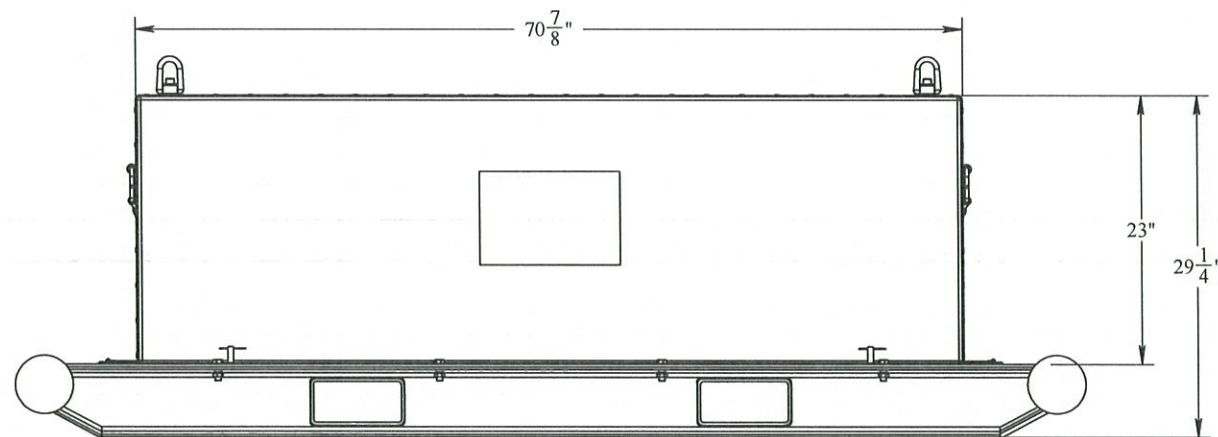

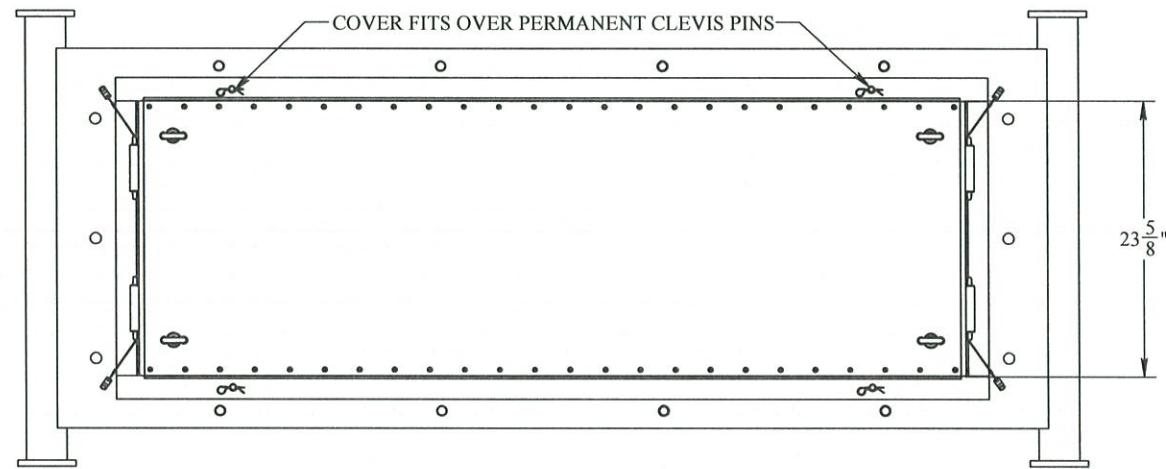
NAME	DATE
DRAWN: <i>MS</i>	8-7-14
CHECKED: <i>GREG</i>	8-8-14
Q.A.	<i>RW</i> 8-8-14
MFG APPR.	<i>DR</i> 8-9-14

SCALE: 1:18

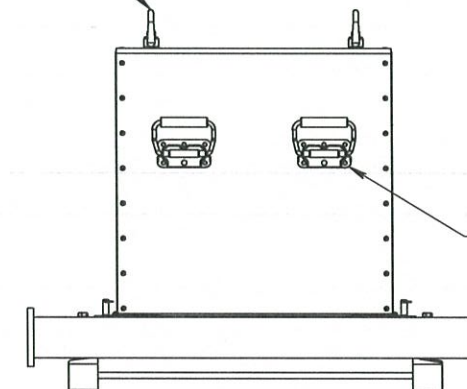
DO NOT SCALE DRAWING

		THE SUBSEA COMPANY INC	
SIZE: B	TITLE: DRIFT WITH DRILL PIPE SHIPPING SKID	REV: A1	
DWG. NO. TSC-02112-GA	SHEET 1 OF 3		

8 7 6 5 4 3 2 1



LIFTING LUGS FOR COVER ONLY



HANDLES FOR GUIDANCE CONTROL DURING LIFT

DESCRIPTION

1. SKID FOR TRANSPORTATION AND ON-SHIP STORAGE OF DRILL PIPE DRIFT
2. APPROXIMATE SHIPPING WEIGHT, WITH 35" BODY, BOX x PIN DRIFT AND PROTECTIVE COVER: 2100 LBS
3. DESIGNED FOR ENTIRE SKID AND DRIFT TO BE LIFTED WITH SLINGS FROM FAR CORNERS, OR BY FORKLIFT FROM SIDES
4. 12 GAUGE STEEL PROTECTIVE SHEET METAL COVER DESIGNED FOR LIFTING AT HOIST RINGS (220 LBS)
5. VENT HOLES ON FRONT AND BACK

PROPRIETARY AND CONFIDENTIAL:
 THE INFORMATION CONTAINED IN THIS DRAWING IS THE SOLE PROPERTY OF THE SUBSEA COMPANY INC. ANY REPRODUCTION IN PART OR AS A WHOLE WITHOUT THE WRITTEN PERMISSION OF THE SUBSEA COMPANY INC IS PROHIBITED.

WORKMANSHIP STANDARD
 PER WI 751-001

UNLESS OTHERWISE SPECIFIED:
 ALL DIMENSIONS ARE IN INCHES

3RD ANGLE PROJECTION:



INTERPRET GEOMETRIC TOLERANCING PER: ASME Y14.5

	NAME	DATE
DRAWN	685	8-7-14
CHECKED	GRES	8-8-14
Q.A.	REN	8-8-14
MFG APPR.	DRIFT	8-9-14



THE SUBSEA COMPANY INC

SCALE: 1:18

SIZE
B

TITLE:
DRIFT WITH DRILL PIPE SHIPPING SKID

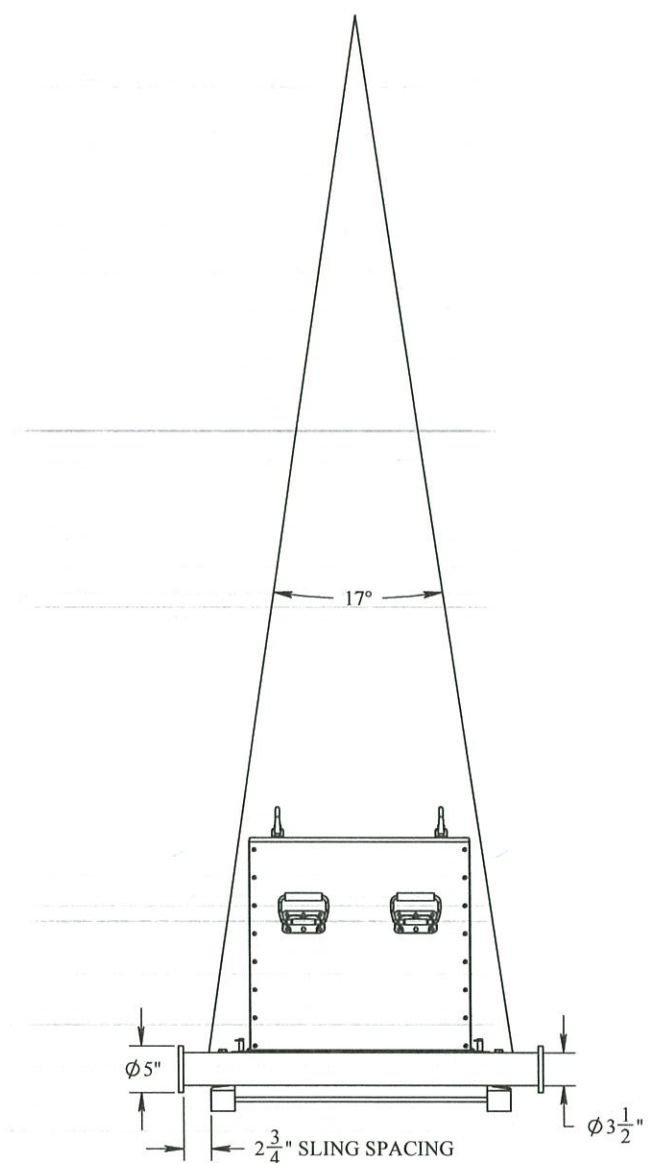
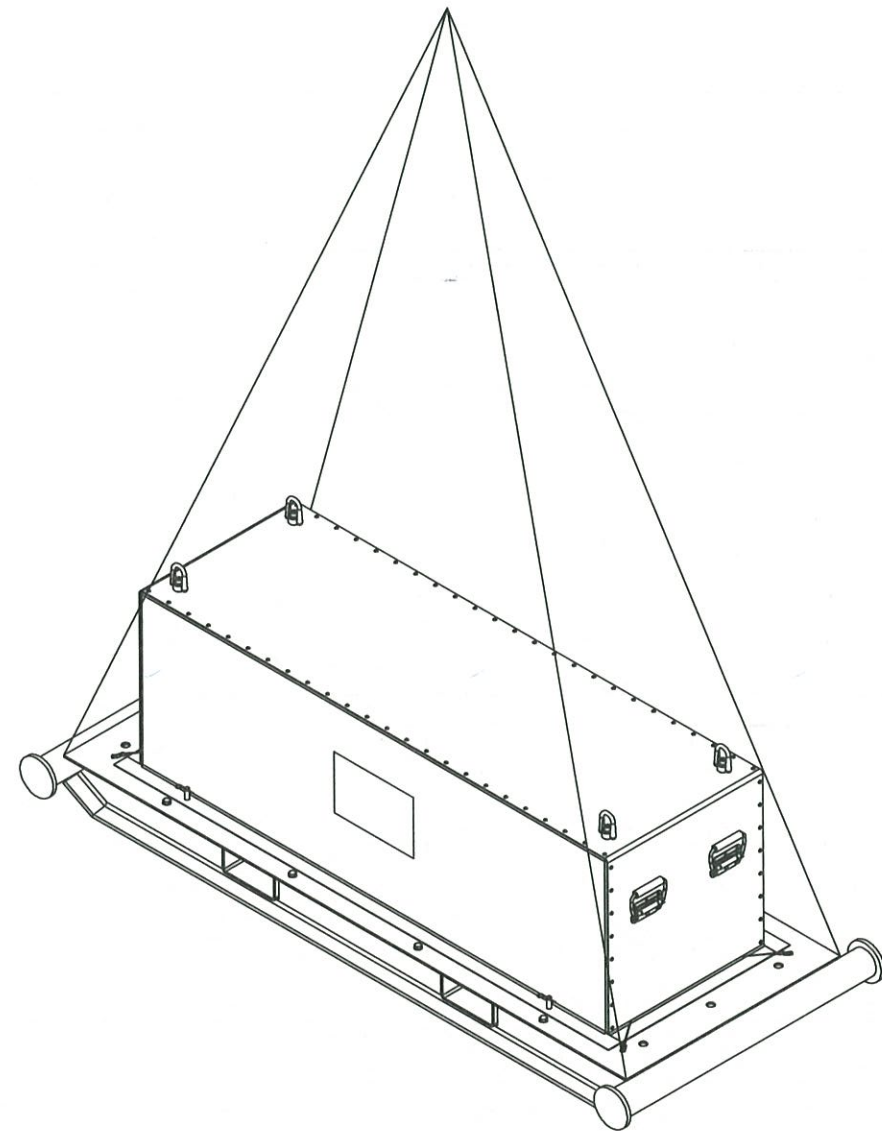
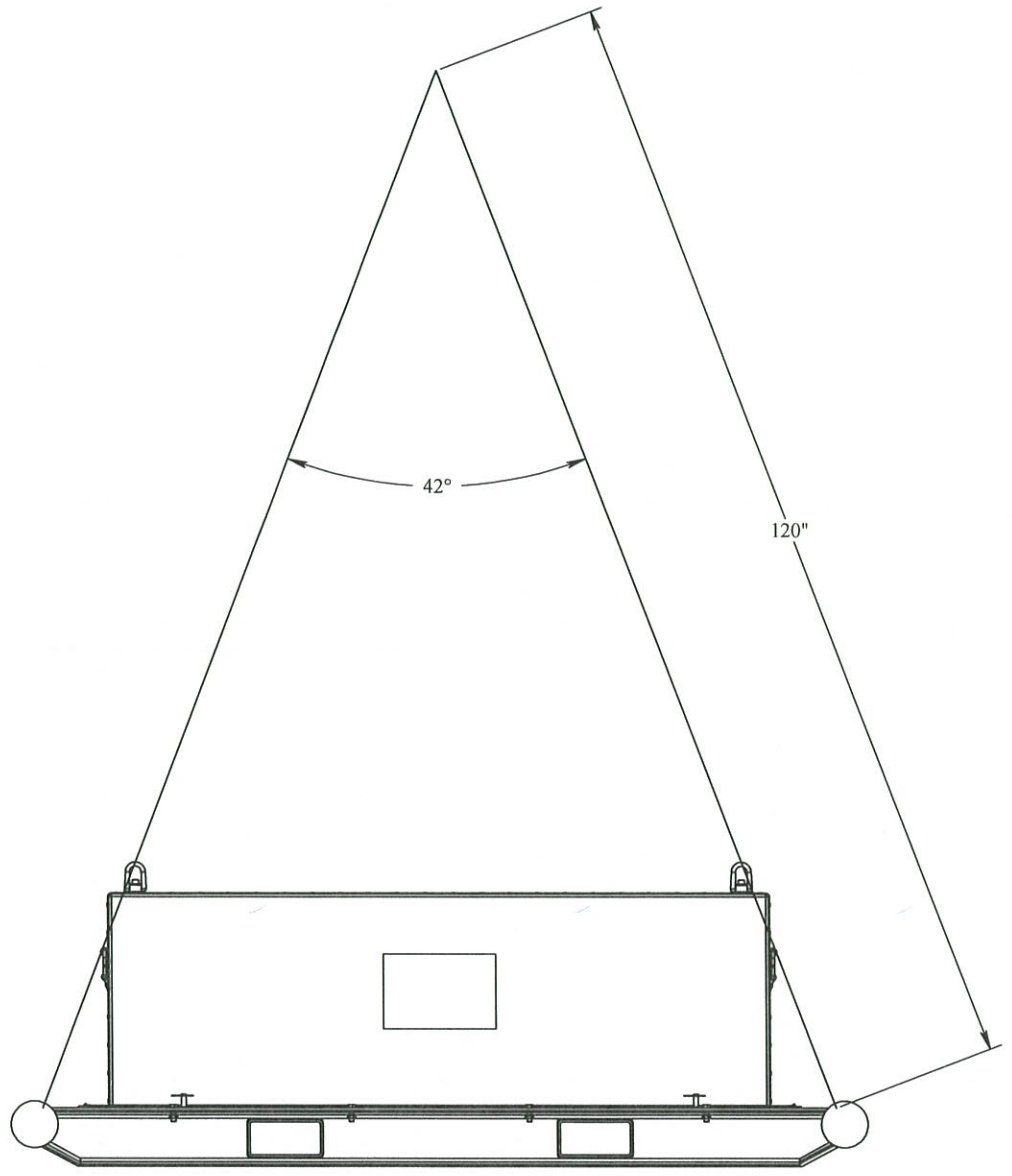
REV
A1

DO NOT SCALE DRAWING

DWG. NO. TSC-02112-GA

SHEET 2 OF 3

LIFTING INSTRUCTIONS



STRAIGHT RIGGING:

1. USE FOUR 10' OR LONGER SLINGS
2. SLIP EYE OF SLING OVER 5" DIAMETER END PLATE, ONTO 3-1/2" DIAMETER PIPE

SPREADER BAR:

1. USE 8" SPREADER BAR AND TWO 10' OR LONGER SLINGS.
2. SLIP EYE OF SLING OVER 5" DIAMETER END PLATE, ONTO 3-1/2" DIAMETER PIPE

PROPRIETARY AND CONFIDENTIAL:
 THE INFORMATION CONTAINED IN THIS DRAWING IS THE SOLE PROPERTY OF THE SUBSEA COMPANY INC. ANY REPRODUCTION IN PART OR AS A WHOLE WITHOUT THE WRITTEN PERMISSION OF THE SUBSEA COMPANY INC IS PROHIBITED.

WORKMANSHIP STANDARD PER WI 751-001

3RD ANGLE PROJECTION:



INTERPRET GEOMETRIC TOLERANCING PER: ASME Y14.5

UNLESS OTHERWISE SPECIFIED: ALL DIMENSIONS ARE IN INCHES

	NAME	DATE
DRAWN	BDS	8-7-14
CHECKED	GREG	8-8-14
Q.A.	RD	8-8-14
MFG APPR.	FRONT	8-9-14



THE SUBSEA COMPANY INC

SCALE: 1:20

SIZE B

TITLE: DRIFT WITH DRILL PIPE SHIPPING SKID

REV A1

DO NOT SCALE DRAWING

DWG. NO. TSC-02112-GA

SHEET 3 OF 3