
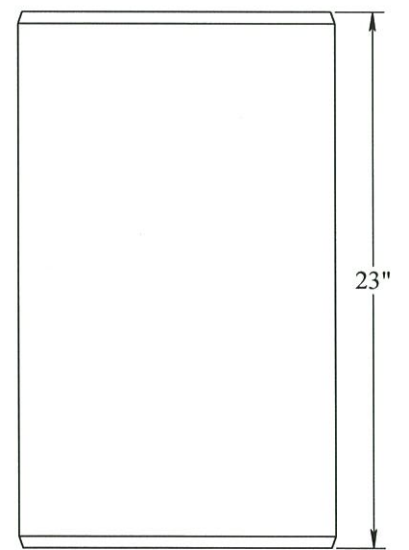
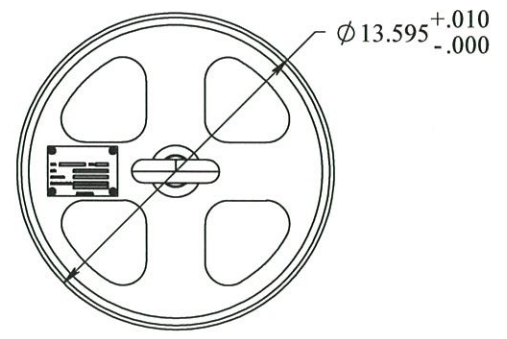


8 7 6 5 4 3 2 1

REVISIONS				
REV.	DESCRIPTION	ECO #	DATE	APPROVED
A1	RELEASE	2014-190	6/3/2014	CMB



**DRIFT FEATURES**

1. OUTSIDE DIAMETER 13.595 +.010-.000 IAW API 16A
2. PAD EYE - BOTH ENDS
3. WORKING LOAD 3,000 LBS.
4. PULL TESTED TO 4,500 LBS.
5. APPROX. WEIGHT: 247 LBS.
6. MILD STEEL CONSTRUCTION (36 KSI)
7. MANUFACTURED TO THE SUBSEA COMPANY STANDARD QUALITY PLAN
8. DRIFT IS DESIGNED FOR SURFACE TESTING ONLY

**PROPRIETARY AND CONFIDENTIAL:**  
 THE INFORMATION CONTAINED IN THIS DRAWING IS THE SOLE PROPERTY OF THE SUBSEA COMPANY INC. ANY REPRODUCTION IN PART OR AS A WHOLE WITHOUT THE WRITTEN PERMISSION OF THE SUBSEA COMPANY INC IS PROHIBITED.

3RD ANGLE PROJECTION:

INTERPRET GEOMETRIC TOLERANCING PER: ASME Y14.5

WORKMANSHIP STANDARD PER WI 751-001

UNLESS OTHERWISE SPECIFIED: ALL DIMENSIONS ARE IN INCHES

	NAME	DATE
DRAWN	BPS	6/03/14
CHECKED	CMB	6-10-14
Q.A.	R...	6/11/14
MFG APPR.	T...	6/25/14

		<b>THE SUBSEA COMPANY INC</b>	
SIZE	TITLE:	REV	
<b>B</b>	DRIFT, 13-5/8" API, 23" BODY, PAD EYE	<b>A1</b>	
DO NOT SCALE DRAWING		DWG. NO. TSC-02101-GA	SHEET 1 OF 1

A

A

8 7 6 5 4 3 2 1